

Technical sheet :

120 AETJ-C

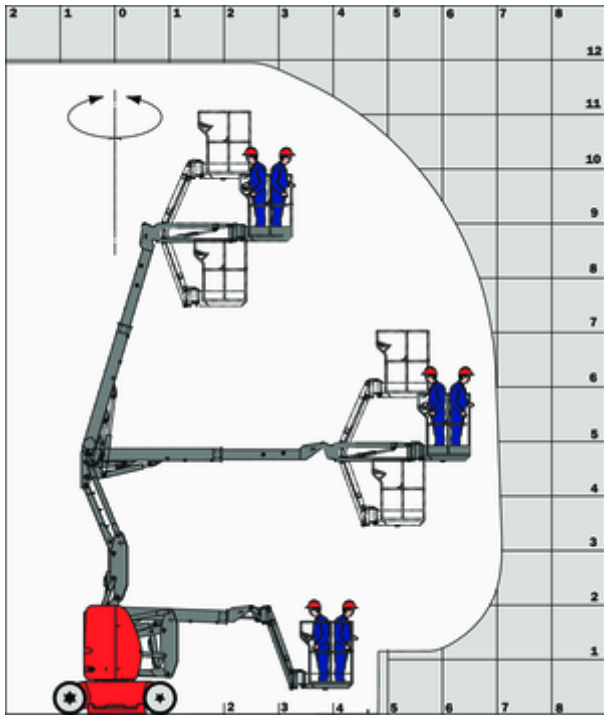


Capacities		Metric
Working height	h21	11.95 m
Platform height	h7	9.95 m
Max. outreach		7 m
Overhang	h31	6.40 m
Pendular arm rotation (top / bottom)		+70 ° / -70 °
Platform capacity	Q	200 kg
Turret rotation		355 °
Platform rotation (right / left)		66 ° / 59 °
Number of people (inside / outside)		2 / 2
Weight and dimensions		
Platform weight*		6660 kg
Platform dimensions (length x width)	lp / ep	1.20 m x 0.92 m
Overall width	b1	1.20 m
Overall length	l1	5.48 m
Overall height	h17	1.99 m
Overall length (stowed)	l9	3.74 m
Overall height (stowed)	h18	2.16 m
Floor height (access)	h20	0.40 m
Jib length	l13	1.26 m
Internal turning radius (over tyres)	b13	1.55 m
External turning radius	Wa3	3.34 m
Tailswing		0.23 m
Ground clearance	m4	0.10 m
Ground clearance with pothole guards deployed	m6	0.02 m
Wheelbase	y	1.65 m
Performances		
Drive speed - stowed		6 km/h
Drive speed - raised		0.60 km/h
Gradeability		25 %
Permissible leveling		3 °
Wheels		
Tyres type		Solid non-marking tires
Dimensions of front wheels / rear wheels		0,6x0,19 - 0,6x0,19
Drive wheels (front / rear)		0 / 2
Steering wheels (front / rear)		2 / 0
Braking wheels (front / rear)		0 / 2
Engine/Battery		
Electric engine power rating		2 x 4.50 kW
Electric Pump		3.70 kW
Battery / Batteries capacity		48 V / 240 Ah
Integrated charger (V / A)		48 V / 30 A
Miscellaneous		
Number of cycles with STD Battery (HIRD)		60
Ground Pressure		20 dan/cm ²
Hydraulic Pressure		200 Bar
Hydraulic tank capacity		18 l
Vibration on hands/arms		< 2.50 m/s ²

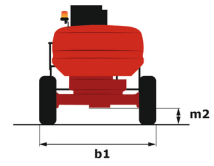
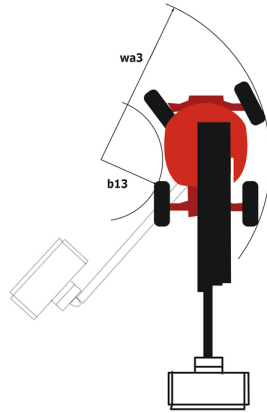
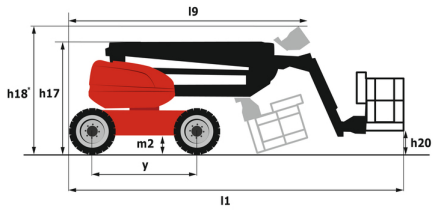
*Varies according to options and standards of the country to which the machine is delivered

120 AETJ-C - Load chart

Load Chart metric



120 AETJ-C - Dimensional drawing



Equipment

Standard

230V Predisposition
Audible alarm and illuminated indicator lamp (leveling, overload, lowering)
Battery charge indicator lamp
CAN bus technology
Easy Manager
Emergency stop button in platform and on frame
Hom in the platform
Hour meter
Integrated diagnostic assistance
Manual emergency lowering
Multi-voltage integrated charger
Negative-type braking on rear wheels
Non-marking rubber tyres
Pendular arm
Platform with mesh floor
Pothole protection with automatic operation
Proportional controls
Slings and securing rings
Tool box in platform
Traction battery

Optional

110 or 230V plug with differential circuit breaker
3D
Air predisposition
Beep on every movement
Beep upon travel
Biodegradable oil
Centralized recharging of battery
Extreme cold oil
Flashing Light
Highly capacity battery
Maintenance-free battery
Personalized paintwork
Protective cover for control panel
SMS : Safe Man System
Safety harness
Water predisposition
Working headlight in platform



Siège Social

430 rue de l'Aubinière - 44150 Ancenis Cedex - France

Tel: +33(0)2 40 09 10 11 - Fax: +33 (0)2 40 09 10 97

www.manitou.com



This brochure describes versions and configuration options for Manitou products which may be fitted with different equipment. The equipment described in this brochure may be standard, optional or not available depending on version. Manitou reserves the right to change the specifications shown and described at any time and without prior warning. The manufacturer is not liable for the specifications given. For more information, contact your Manitou dealer. Non-contractual document. Product descriptions may differ from actual products. List of specifications is not comprehensive. The logos and visual identity of the company are the property of Manitou and may not be used without authorisation. All rights reserved. The photos and diagrams contained in this brochure are provided for information only.

MANITOU BF SA - Limited company with board of directors - Share capital: 39,668,399 euros - 857 802 508 RCS Nantes